




DEVELOPMENT MANAGEMENT PERFORMANCE UPDATE – MARCH 2023

1. INTRODUCTION:

- 1.1 This report briefly sets out performance in relation to the determination of planning applications in Development Management the period **February 2024**.
- 1.2 This report sets out the figures for the number of cases decided and percentage within time set against the relevant target and summary of 24-month average performance.
- 1.3 The tables also set out the percentage of the total number of decisions made that are subsequently overturned at appeal as 24-month average performance.
- 1.4 In addition, the tables set out the number of cases registered and validated within the specified months.

Performance Measure	Actual Performance	Target	Comments
(Speed) Decisions Made (Period Feb 2024)	Major 3 decisions issued. 100% within time period	60% (80% NNDC)	24 month average to 29 Feb 2024 is 100.00% 
	Non-Major 78 decisions issued 96% within time period (three out of time)	70% (90% NNDC)	24 month average to 29 Feb 2024 is 95.00% 
(Quality) % of total number of decisions made that are then subsequently overturned at appeal	Major	10% (5% NNDC)	24 month average to 29 Feb 2024 is 0% (Zero)
	Non-Major	10% (5% NNDC)	24 month average to 29 Feb 2024 is 0.51% 
Validation (Period Feb 2024)	197 applications registered 172 applications	3 days for Non- Major from date of receipt	Datasets do not currently breakdown validated apps by Major / Minor or those on PS2 returns, but performance data retrieval being reviewed.

	validated	5 days for Majors from date of receipt	
--	-----------	---	--

2. S106 OBLIGATIONS

- 2.1 A copy of the list of latest S106 Obligations is attached. There are currently five S106 Obligations being progressed.

3. RECOMMENDATIONS:

- 3.1 **Members are asked to note the content of this report.**